



**CCM**  
**Sugar & Sweeteners  
Platform**



All in one platform for information, data and analytics



Read, analyze and visualize the information instantly



Focus on China, we know China



Over 17 years' experience



Integrated Data



Regular Updates



High Interactivity



Information Aggregation



Knowledge crowdsource and share



Automated data crawling and publishing

**The Profound Database**  
For understanding the  
**Vertical Industrial Information**  
**In China.**



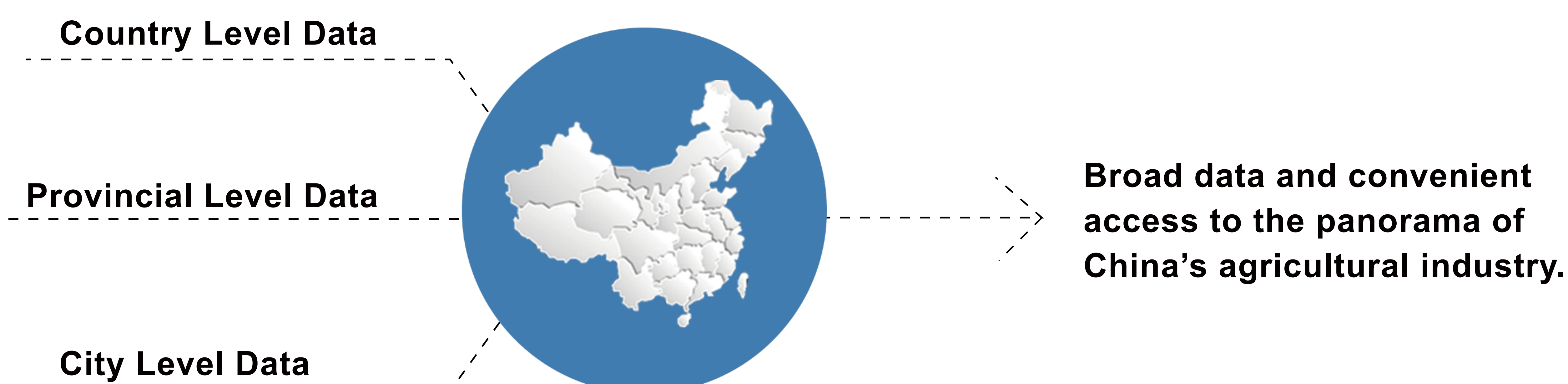
## Services

### • Sugar & Sweeteners Database

- With total quantity of 4800+ pieces of content byte which is weekly updated for unit info transferring.
- Weekly updated newflash of the “Sweetener China News” since 2011, totally 1000+ articles year to date.
- Stevia, sorbitol, sugar alcohol etc. 280+ sugar and sweeteners’ market data.
- Market research on Sugar & Sweeteners with topics of
  - Production of Starch Sugar in China
  - Market Research on China Stevia Sweetener Industry
  - Production of Functional Oligosaccharides in China
  - Production of Sugar Alcohols in China
  - Value Chain Analysis of China’s stevia sweetener Etc.



### • Agricultural Map of China

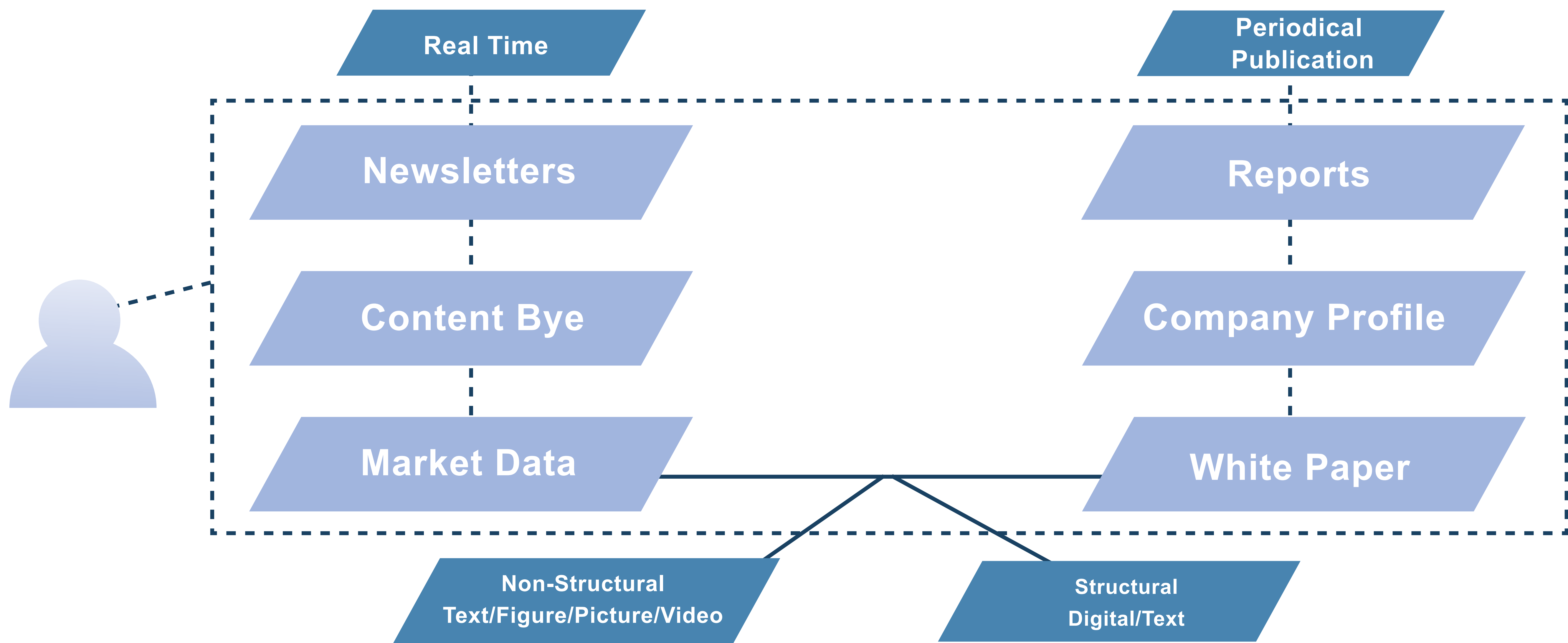


### • News from Big Data

Aggregation of all relevant news for your industry

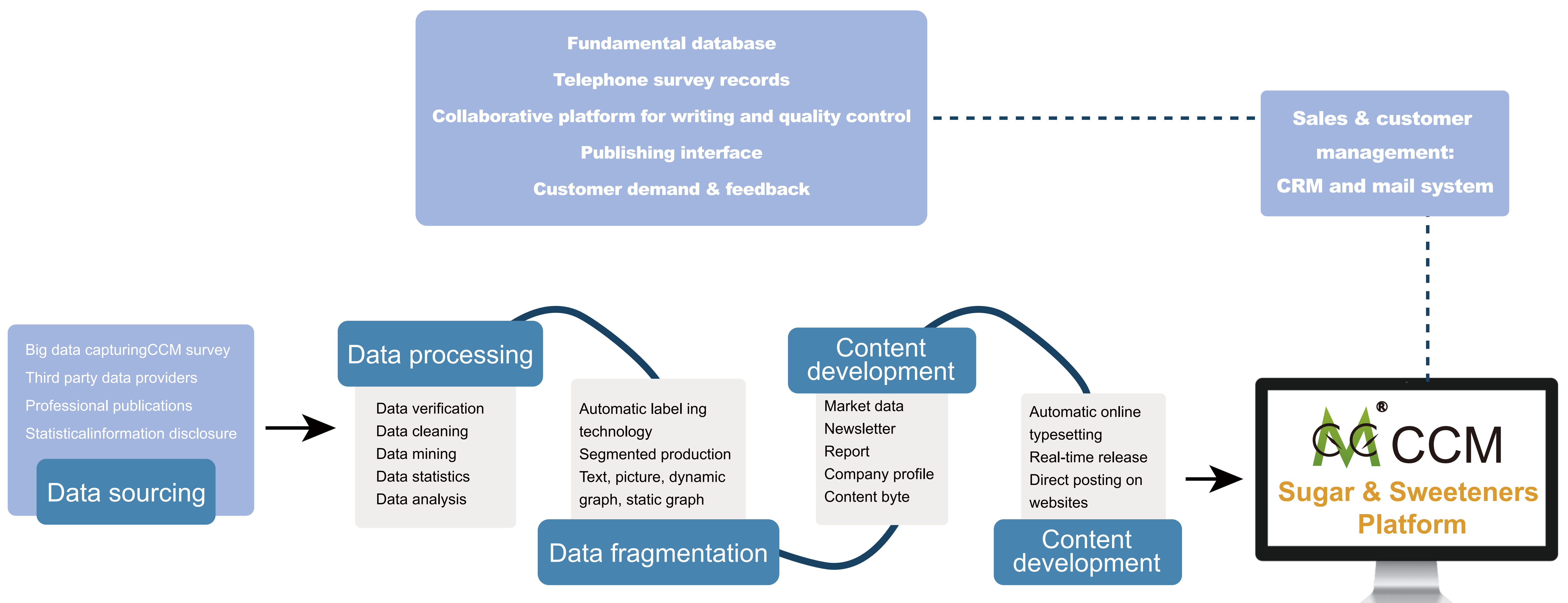


• **Data Hierarchy Format:**



**Data Publication System (DPS)**

The quality of content is ensured by our innovative Data Publication System (DPS):



Every option enables crystalized insight from CCM.

Data mining with CCM's team around the world.

Utilizing powerful syndicated online editing and publishing platform.

Utilizing big data solutions.

Keep CCM's traditional quality, extend deliver & service through technology & innovation, from niche datasets to whole spectrum portfolio covering big data & knowledge management.

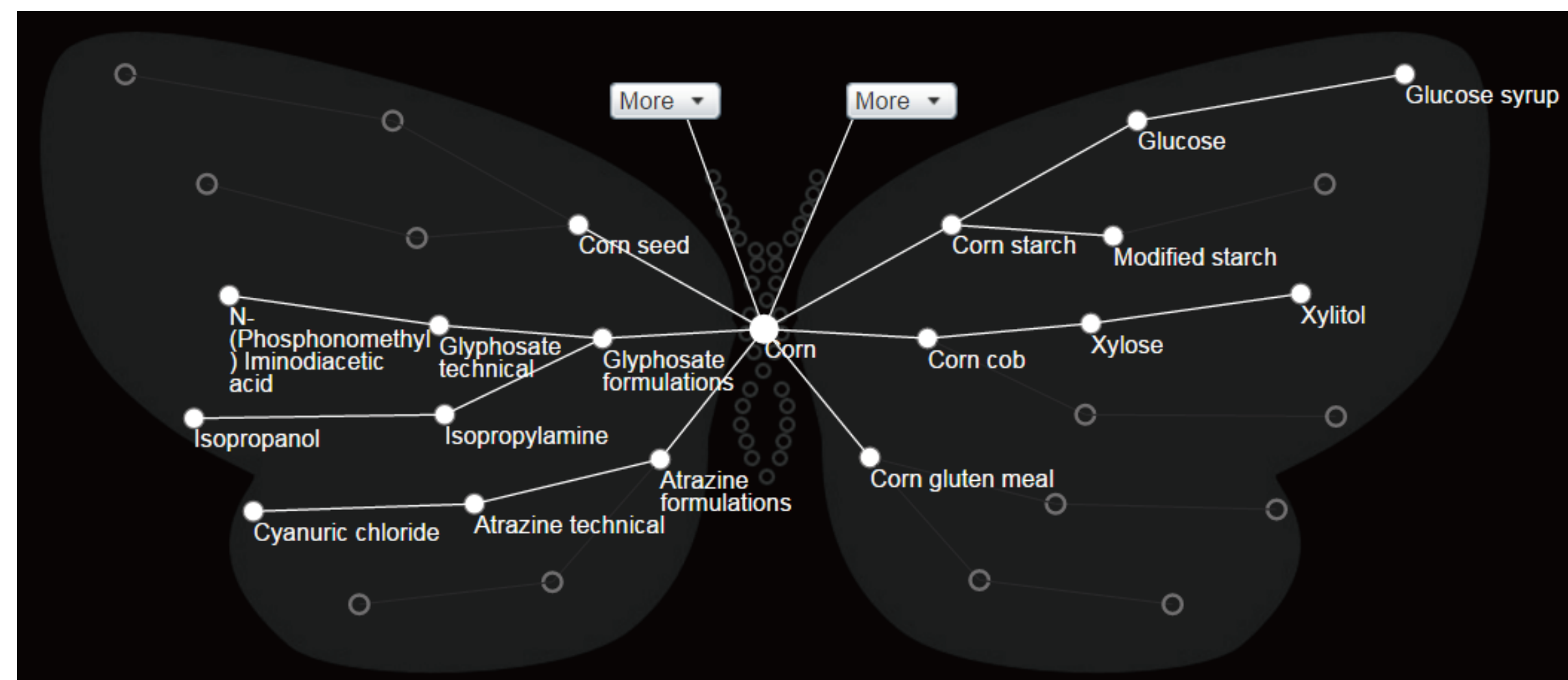


# Features:

Multi-dimentional accurate search: Industry chain navigation tools, full text search

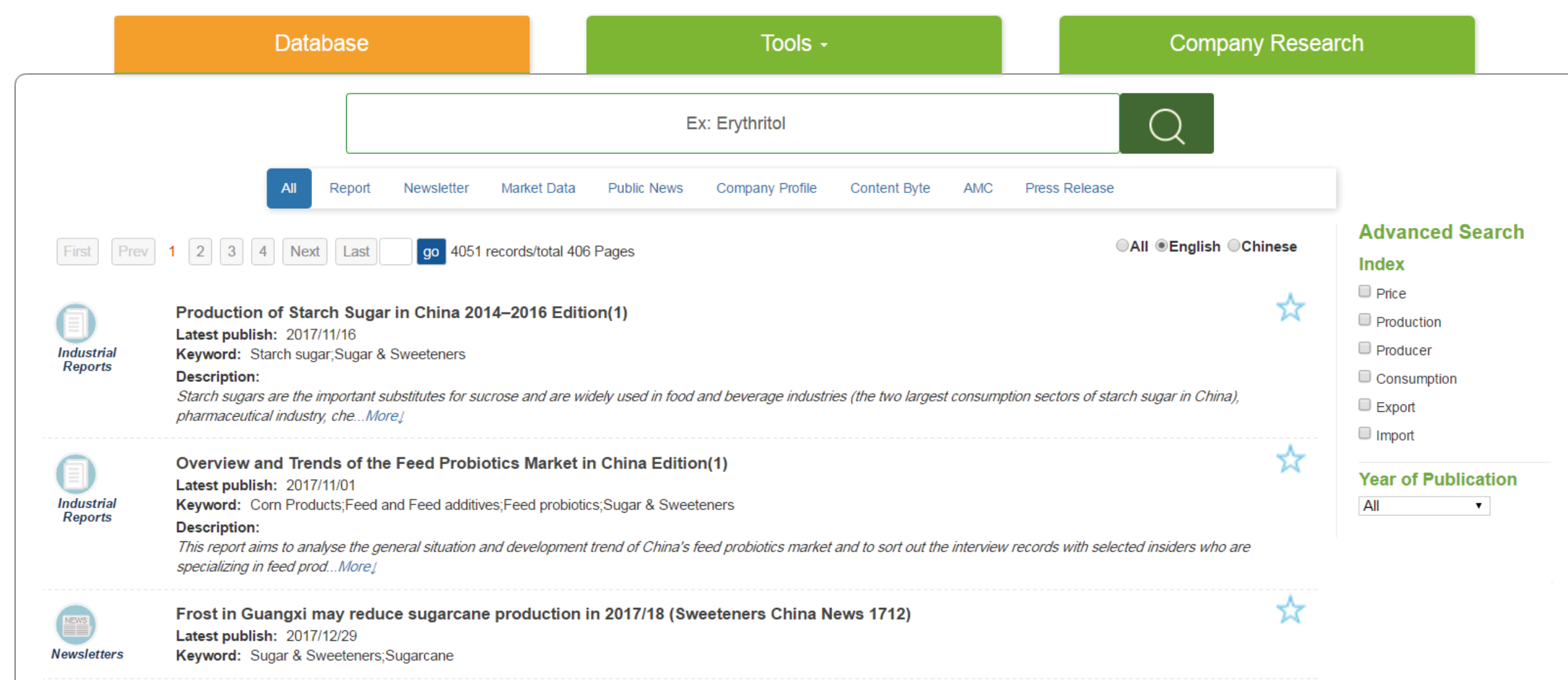
## □ Innovative Industry Chain Navigator:

The material-connection based navigator enables you quick access to industry chain




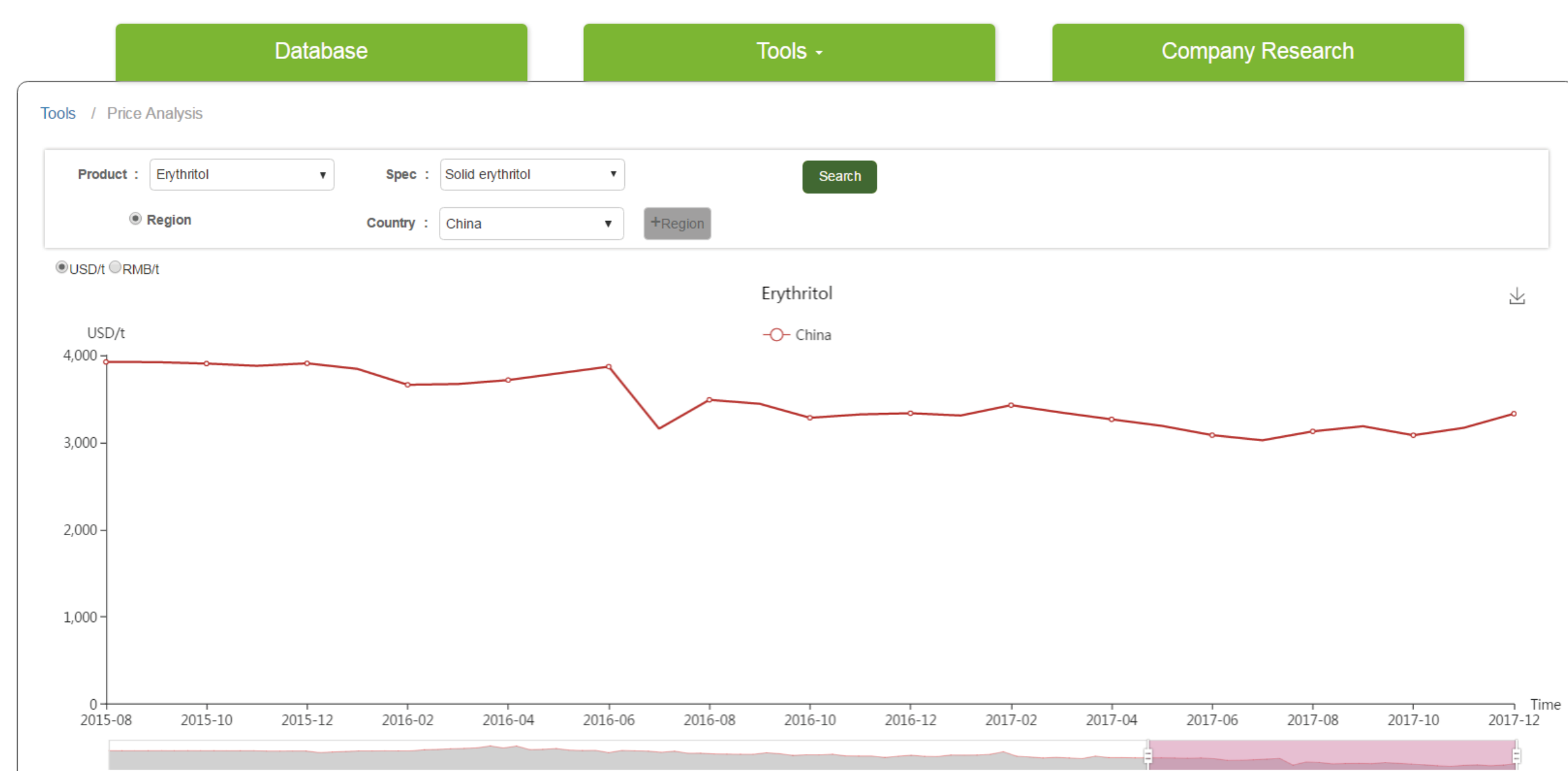
## □ Full text search:

Substance chain or key words



## □ Price Analysis:

Forecast the trends of price by product based on CCM Forecast Model and technology



### Related Content

- Production and ex-works prices of five sugar alcohol products in China in 2014-2016**  
Latest update: 2017/07/31  
Keyword: Sugar alcohol,Erythritol,Mannitol,Xylitol,Maltitol,Sorbitol,Production/Supply/Price
- Overview of China's sugar alcohol business**  
Latest update: 2017/07/31  
Keyword: Sugar alcohol,Background,Market dynamics
- Price change of erythritol in China from 2014 to 2016 and the reason for it**  
Latest update: 2017/07/28  
Keyword: Sugar & Sweeteners,Erythritol,Factor/Price

### Related Charts

- CN-Ex-works prices of sweeteners in China, Dec. 2017**  
Latest update: 2017/12/26  
Keyword: Crystalline xylitol,Crystalline sorbitol,Crystalline maltitol,Glucose monohydrate,Maltitol,High fructose corn syrup,Sorbitol,Maltose syrup,X...
- Ex-works prices of sweeteners in China, Dec. 2017**  
Latest update: 2017/12/25  
Keyword: Crystalline xylitol,Crystalline sorbitol,Crystalline maltitol,Glucose monohydrate,Maltitol,High fructose corn syrup,Sorbitol,Maltose syrup,X...
- CN-Ex-works prices of sweeteners in China, Nov. 2017**  
Latest update: 2017/11/30  
Keyword: Crystalline xylitol,Crystalline sorbitol,Crystalline maltitol,Glucose monohydrate,Maltitol,High fructose corn syrup,Sorbitol,Maltose syrup,X...

[View More>>](#)

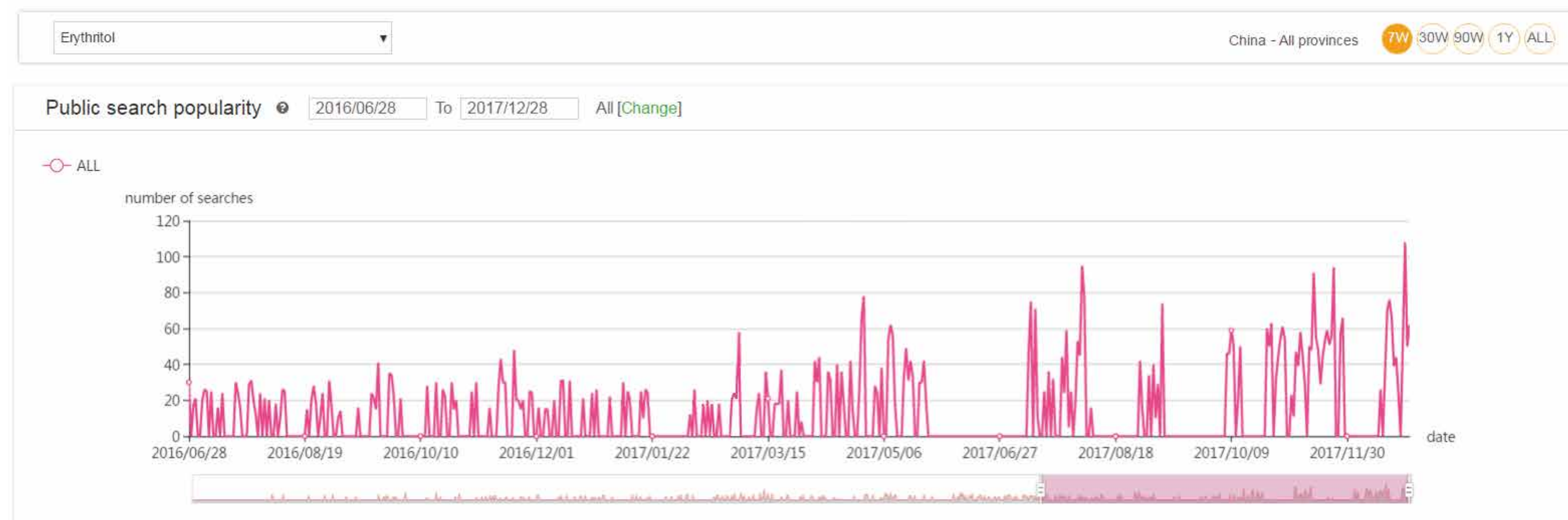
## □ Public Search Popularity

### ● Search Index:

Explain the popularity of selected product;  
View/Compare different indexes by upstream & downstream, regions, time periods



Tools / Public search popularity



### ● E-commerce:

Show major domestic e-commerce platform for your commodity, and Top 10 best-selling products on Alibaba.com.

Tools / E-commerce

Major domestic e-commerce platform for Sugar & Sweeteners

1688 采购批发 1688.com | 食品商务网 www.21food.cn | 阿士伯 atobo.com.cn | 中国食品招商网 www.spzs.com

Top 10 best-selling products on Alibaba.com

The Trade Index of a product is based on its core sale indicators, such as the amount of orders, buyers, payments, etc. The higher the index is, the more popular the product is. We can provide customized research on e-commerce business of your commodity. For more detail please contact our team.

Rank	Product	Price(RMB/kg)	Trade Index
1	(Food Grade) Shandong Jinan Zhuodai Biotech Co., Ltd.	23	20
2	(Food Grade) Shandong Jinan Xitang Biotech Co., Ltd.	23	18
3	(Food Grade) Zhengzhou Zhengshun Biotech Co., Ltd.	22	13

### ● News:

Real time news in English and Chinese.  
Choose able by time period and automatically translation function.

Tools / News

1234 records/total 124 Pages

Rank	News	Latest publish	Keyword
1	S&W Announces Closing of Rights Offering	2017/12/23	Sugar & Sweeteners
2	The global sugar substitutes market is forecasted to grow at a CAGR of 4.91% during the period 2017-2021	2017/12/22	Sugar & Sweeteners
3	S&W's Board of Directors Nominates Robert Straus for Election	2017/12/22	Sugar & Sweeteners
4	S&W Extends Rights Offering Expiration Date to Wednesday, December 20, 2017	2017/12/21	Sugar & Sweeteners
5	Neither Sugarless Gum nor Probiotics Good For Sore Throat	2017/12/21	Sugar & Sweeteners
6	Sore Throat News	2017/12/21	Sugar & Sweeteners
7	Cannabis Market Projections are Positive Across North America	2017/12/21	Sugar & Sweeteners



Tools / Data Forecast

Output

Consumption

Price

Search data from CCM's Online Platform

Product

Sucralose

Frequency

Monthly

Annually

Search

Input Data

Upload file

To have your own forecast based on your file, your uploaded file should be filled in according to CCM's template.  
[download template](#)

Frequency

Monthly

Annually

Input

Edit the data

from 2012

to 2016

Search

Historical forecast

Product	Time	Region	Capacity	Output	Unit	Delete
Sucralose	2012	China	6,480	2,055	tonne	delete
Sucralose	2013	China	7,260	2,717	tonne	delete
Sucralose	2014	China	8,040	3,272	tonne	delete
Sucralose	2015	China	8,110	4,282	tonne	delete
Sucralose	2016	China	12,130	3,900	tonne	delete
Sucralose	2017	China		4,781	tonne	delete
Sucralose	2018	China		5,407	tonne	delete
Sucralose	2019	China		6,115	tonne	delete

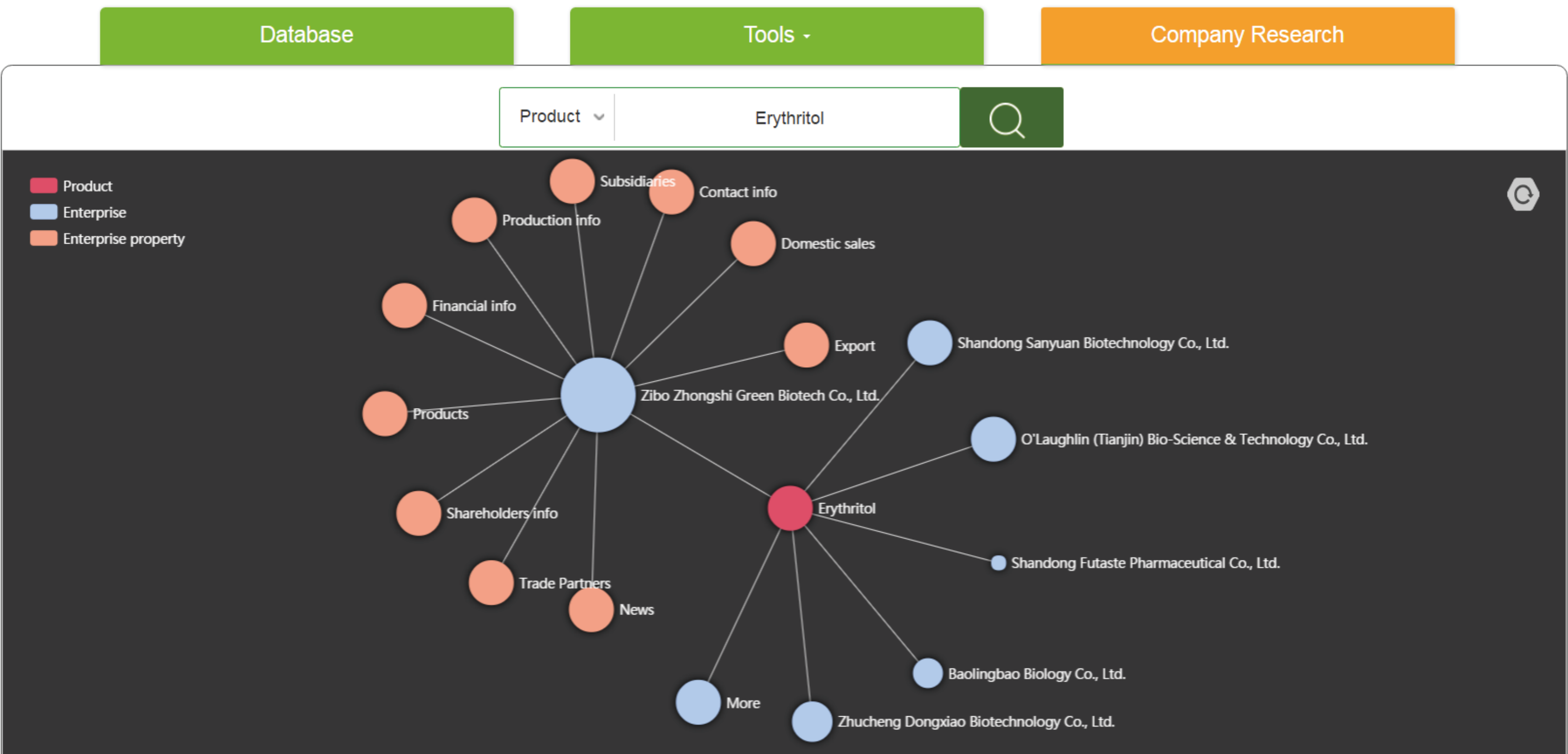
Data Forecast:

Market trend based on database & user inputs:  
Forecast the trends of output, price, consumption  
based on CCM Forecast Model.



Company Research

Major public and private Sugar & Sweeteners producers with its Financial info, Shareholders info, Domestic sales, Export, Production info, Products, Trade Partners, Subsidiaries, News, etc.



News alert



Define your own news alerts + Push email

Favorites



Tag favorites and up personalized database



# Why Choose Us:

## **Pay one; Get All -**

One report price, whole industrial database.

## **Personalized database –**

DIY any content in seconds.

## **Real-time news feed -**

24/7 from industrial important news on your preferred devices.

## **Dedicated Customer Support –**

17 years of relationship with 1,000+ overseas organizations from 100+ countries.

## **No chance to miss any big news! –**

The imbedded News Alert function will keep you updated.

## **Your reliable database -**

All Data collected by scientifically proven methodology and verified by professional work flow.

## **Fortune 500 companies' first choice -**

Helped top 500 companies make best decisions with our business intelligence support since 2001.

## **One Platform, countless functions -**

No need to waste time searching for others.

## **Powerful but easy to use –**

Access all contents, functions, even do data-mining just a few clicks away.

## **Accredited Expertise -**

200 in house and 500 external industry experts globally.

## **Extensive Sugar & Sweeteners coverage-**

Industrial reports, Newsletter, Market Data, Charts & Tables

## **Your up-to-date database –**

Updated by cutting edge and patented technology and data scientists.

**Impressed? Get your 7 days free trial now!**

**Website** <http://www.cnchemicals.com/>

### **Global Headquarter**

Tel: +86-020-37616606

Email: [econtact@cnchemicals.com](mailto:econtact@cnchemicals.com)

17th Floor, Huihua Commercial & Trade Building,  
No.80 XianlieZhong Road, Guangzhou, China

### **West China Office**

Tel: +86-0833-2409610

Email: [econtact@cnchemicals.com](mailto:econtact@cnchemicals.com)

No.258, Jiazhou Avenue, Shizhong District,  
Leshan, Sichuan, China

### **East China Office**

Email: [econtact@cnchemicals.com](mailto:econtact@cnchemicals.com)

Room2003-2006, Jingming Building,  
No.278 Wenshuidong Road, Shanghai, China