

Note: Key data/information in this sample page is hidden, while in the report it is not.

1 Titanium dioxide market trend

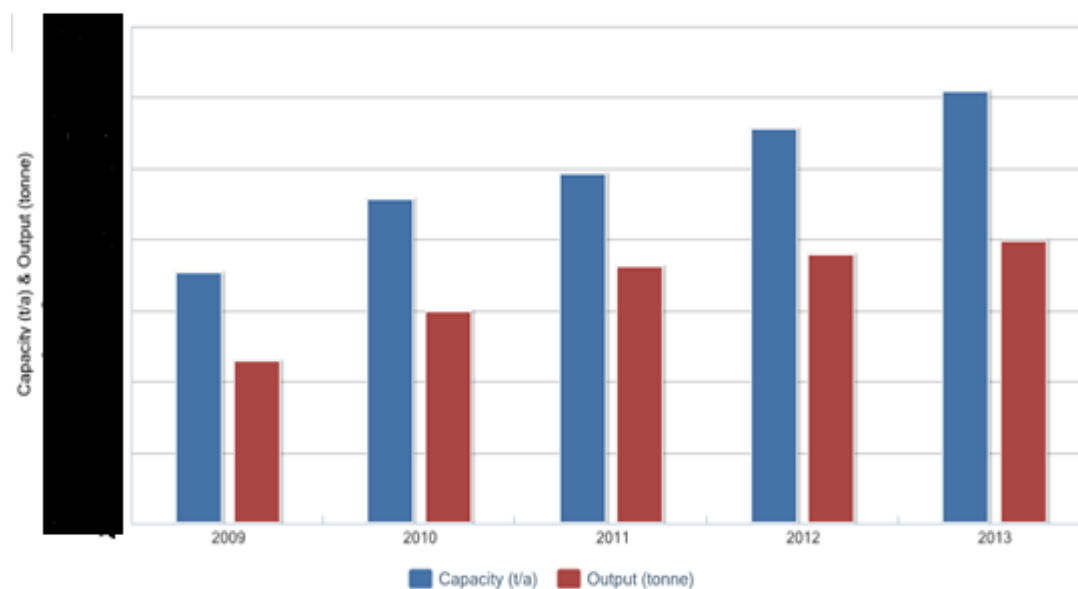
1.1 Supply trend

1.1.1 View of manufacturer respondents on production trend

1.1.1.1 Current production situation

The production of titanium dioxide in China increased in the past five years. From 2009-2013, domestic titanium dioxide capacity increased from xxx t/a to xxx t/a with a CAGR of xxx, and its output increased from xxx tonnes to xxx tonnes, with a CAGR of xxx.

Figure 1.1.1.1-1 Production situation of titanium dioxide in China, 2009-2013



Source: CCM

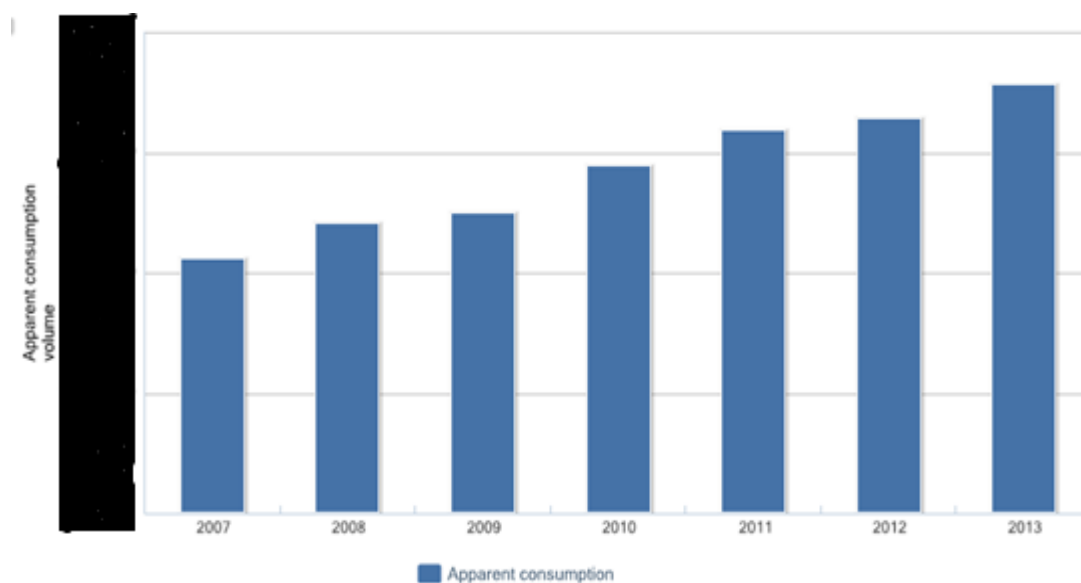
1.4 Demand trend

1.4.1 Mass balance for Chinese titanium dioxide

1.4.2 Consumption in downstream industry

China is one of the largest consumers of titanium dioxide in the world. The apparent consumption volume of titanium dioxide in China accounted for about XXX of the global consumption volume in XXX. From 2007 to 2013, the apparent consumption of domestic titanium dioxide increased from XXX tonnes to XXX tonnes, with a CAGR of XXX.

Figure 1.4.2-1 Apparent consumption of titanium dioxide in China, 2007–2013, tonne

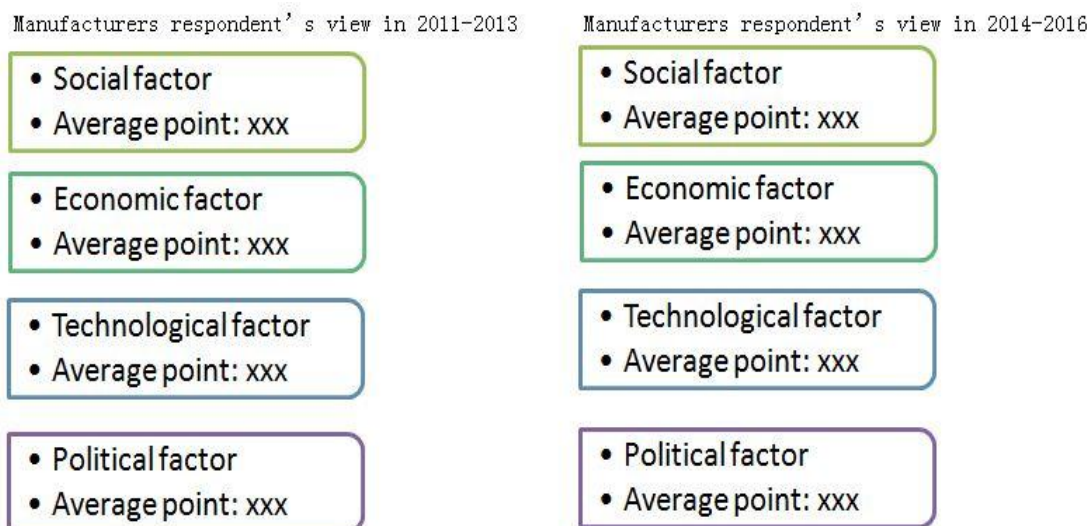


Source: CCM

2. Impact of PEST factors towards China’s titanium dioxide industry

2.1 Overview

Figure 2.1-1 Manufacturers respondents' views on PEST factors' influence on China's titanium dioxide industry in 2011-2013 and 2014-2016



Note: 5=most important, 1=least important

Source: CCM